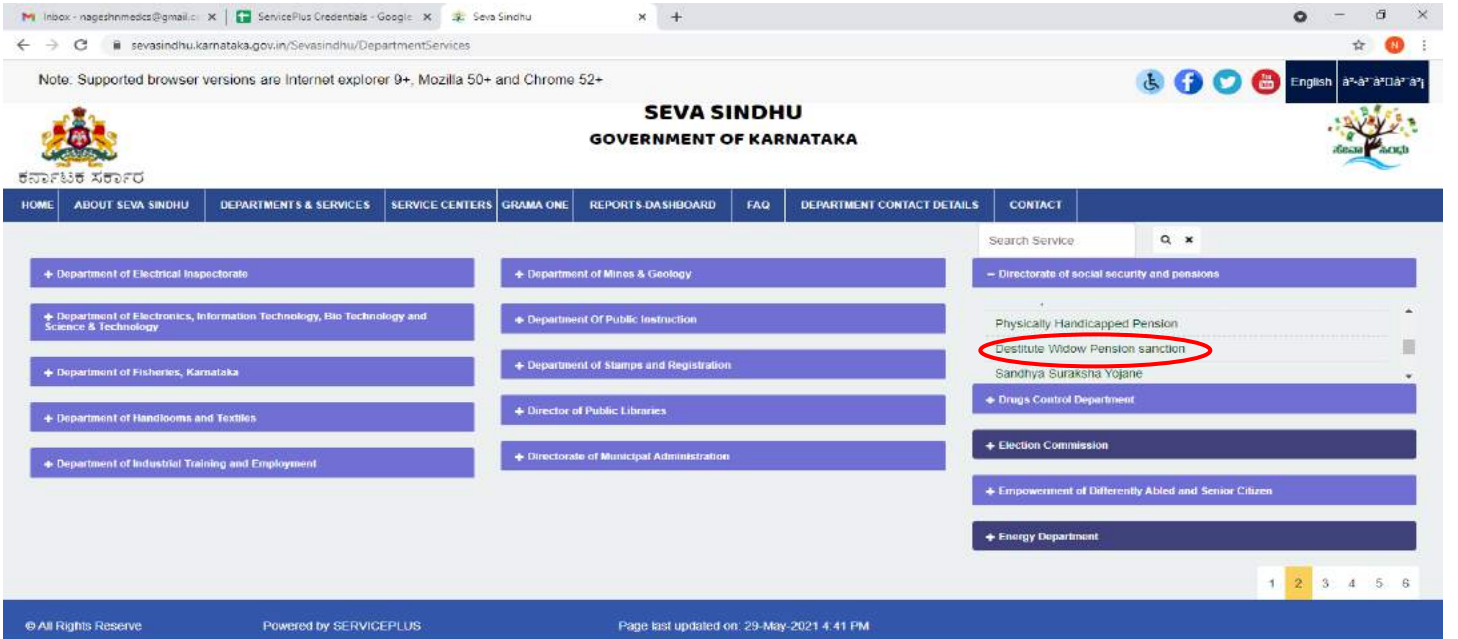


ಸಾಮಾಜಿಕ ಭದ್ರತೆ ಮತ್ತು ಪಿಂಚಣಿಗಳ ನಿರ್ದೇಶನಾಲಯ
Directorate of Social Security and Pensions
ನಿರ್ಗತಿಕ ವಿಧವಾ ವೇತನ
Destitute Widow Pension Sanction

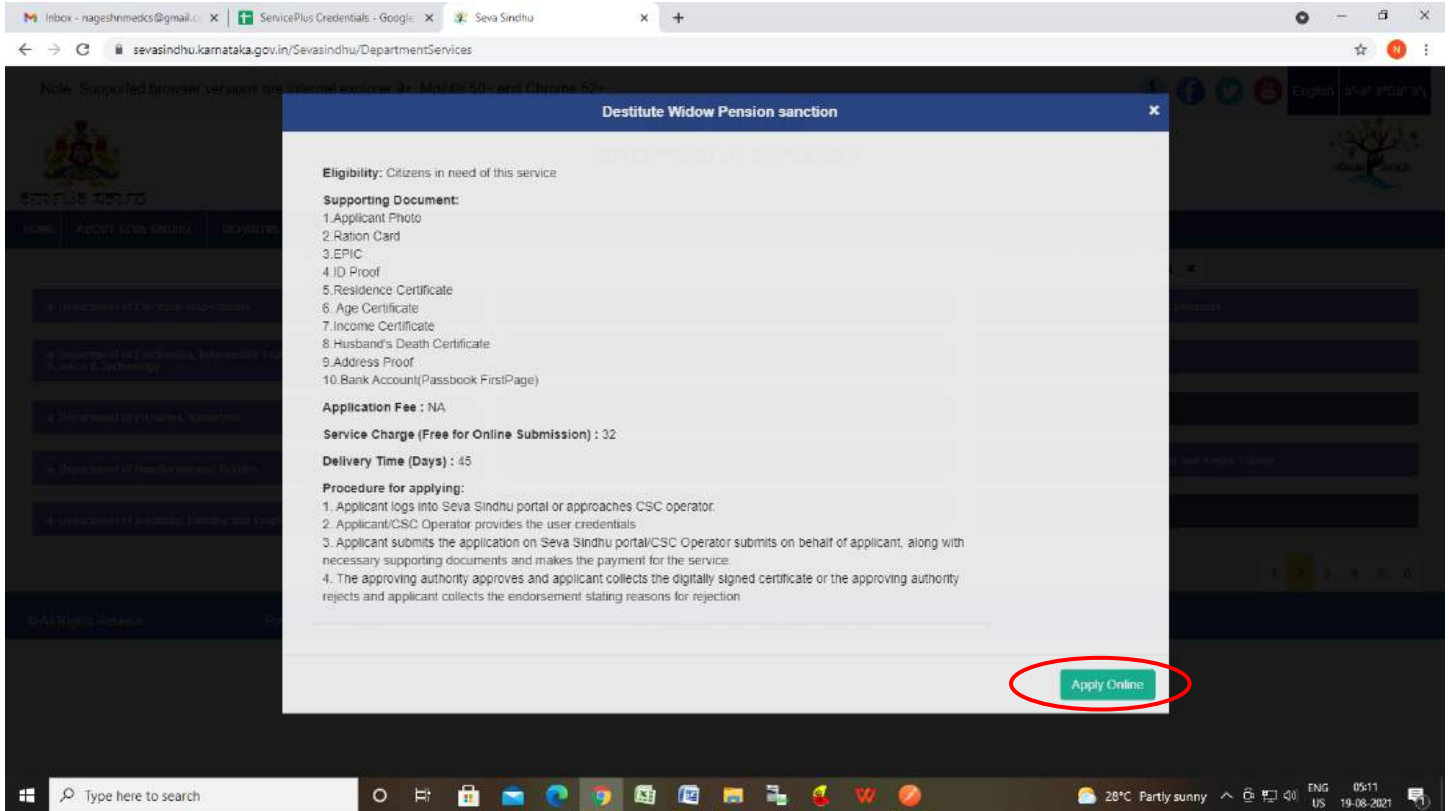
Step 1: Go to sevasindhu.karnataka.gov.in website and click on **Departments & Services**



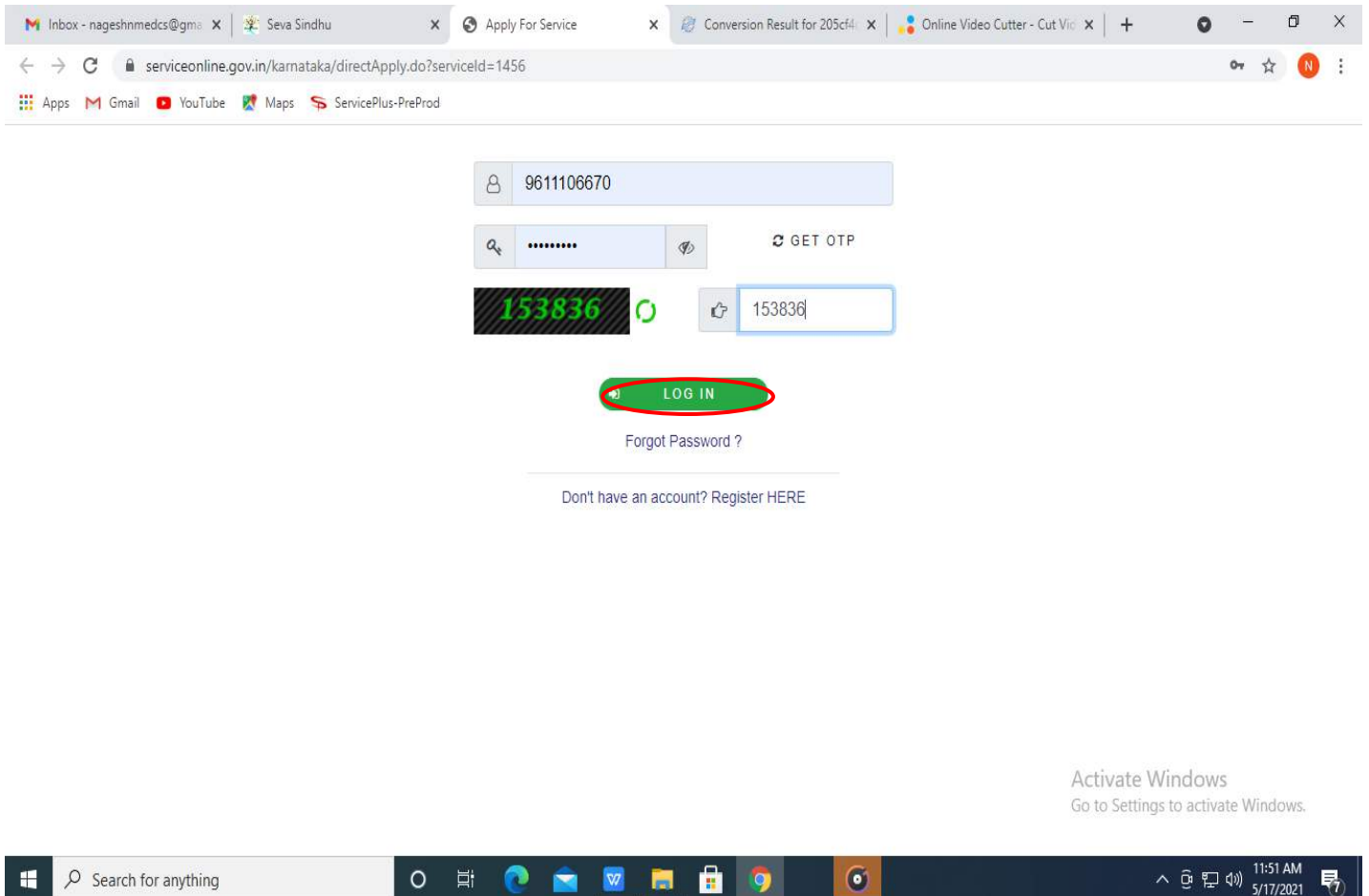
Step 2: Click on **Directorate of Social Security and Pension** and select **Destitute Widow Pension**
Alternatively, you can search for Destitute Widow Pension in the **search option**.



Step 3 : Click on **Apply online**



Step 4: Enter the username, password/OTP, captcha and click on **Log In** button



Step 5 : Fill the Applicant Details

ಸಾಮಾಜಿಕ ಭದ್ರತೆ ಮತ್ತು ಪಿಂಚಣಿಗಳ ನಿರ್ದೇಶನಾಲಯ
Directorate of Social Security and Pensions
ನಿರ್ಗತಿಕ ವಿಧವಾ ವೇತನ
Destitute Widow Pension Sanction

ಅರ್ಜಿದಾರರ ಮಾಹಿತಿ/Applicant Information

Aadhaar Number * 267529615692

ಅರ್ಜಿದಾರರ ವಿವರ (ಕನ್ನಡ)

ಅರ್ಜಿದಾರರ ಶೀರ್ಷಿಕೆ * ಶ್ರೀಮತಿ.

ಅಧಾರ್ ಕಾರ್ಡ್ ನಂತೆ ಅರ್ಜಿದಾರನ ಕಾವ್ಯ ಜಿ ಡಿ ಹೆಸರು *

ಸಂಬಂಧಿಕರ ವಿಧ * ಬಿನ್.

ಸಂಬಂಧಿಕರ ಶೀರ್ಷಿಕೆ *

Applicant information to be provided in English

Applicant's Title * Smt.

Applicant Name as per Aadhaar * Kavya G D

Relation Type * W/O

Relation Title *

Step 6: Verify the details. If details are correct, select the **checkbox ("Yes")** & **Submit**

ಅರ್ಜಿದಾರರ ಬ್ಯಾಂಕ್ ವಿವರಗಳು/Applicant Bank Details

ಬ್ಯಾಂಕ್ ಹೆಸರು/Bank Name CANARA BANK

ಜಿಲ್ಲೆ/District Tumakuru

ತಾಲ್ಲೂಕು/Taluk Koratagere

ಬ್ಯಾಂಕ್ ಶಾಖೆ/Bank Branch KORATAGERE

ವಿಳಾಸ ಸಾಲು 1/Address Line 1 CANARA BANK 505/463, M G COMPLEX, 1 FLOOR MAIN ROAD, TUMKUR DI

ವಿಳಾಸ ಸಾಲು 2/Address Line 2

ಭಾರತೀಯ ಹಣಕಾಸು ವ್ಯವಸ್ಥೆಯ ಕೋಡ್/IFSC Code * CNRB0004733

Word verification

862922

Please enter the characters shown above

862922

Draft **Submit** Close Reset

Step 7: A fully filled form will be generated for user verification,if have an corrections click on **Edit** option, otherwise processed to **Attach annexure**.

The screenshot shows a web browser window with the URL <https://serviceonline.gov.in/karnataka/applyPageForm.do>. The page title is "ServicePlus- Destitute Widow". The left sidebar contains navigation options: "Apply for services", "View Status of Application", "Track application status", "View Incomplete Application", "Revalidate Payment", "Modify Submissions", and "Messages & Alerts". The main content area displays the "ಅರ್ಜಿದಾರರ ಮಾಹಿತಿ/Applicant Information" form. The form fields are as follows:

Aadhaar Number :	Aadhaar Verified
ಅರ್ಜಿದಾರರ ಶಿಕ್ಷಣ :	ಶಿಕ್ಷಣಿ.
Applicant's Title :	Smt.
ಅರ್ಜಿದಾರರ ಕಾರ್ಯ ಸಂವಿಧಾನ ಅರ್ಜಿದಾರರ ಹೆಸರು :	ಕಾವ್ಯಾ ಜಿ ಡಿ
Applicant Name as per Aadhaar :	Kavya G D
ಸಂಬಂಧಿಕರ ವಿಧ :	ಬಿನ್.
Relation Type :	W/O
ಸಂಬಂಧಿಕರ ಶಿಕ್ಷಣ :	ಶಿಕ್ಷಣಿ.
Relation Title :	Smt.
ಸಂಬಂಧಿಕರ ಹೆಸರು :	ಸಂಬಂಧಿಕರ ಹೆಸರು
Relation's Name :	Relation's
ತಾಯಿಯ ಹೆಸರು :	ಸಂಬಂಧಿಕರ ಹೆಸರು
Mother's Name :	Relation's
ಜಾಯಂ ವಿಳಾಸ ಸಾಲು 1 :	ಸಂಬಂಧಿಕರ ಹೆಸರು
Address Line 1 :	Relation's
ಜಾಯಂ ವಿಳಾಸ ಸಾಲು 2 :	ಸಂಬಂಧಿಕರ ಹೆಸರು
Address Line 2 :	Relation's

Step 8 : Click on **Attach annexures**

The screenshot shows the same web browser window, but the form content has changed to "ಅರ್ಜಿದಾರರ ಬ್ಯಾಂಕ್ ವಿವರಗಳು/Applicant Bank Details". The form fields are as follows:

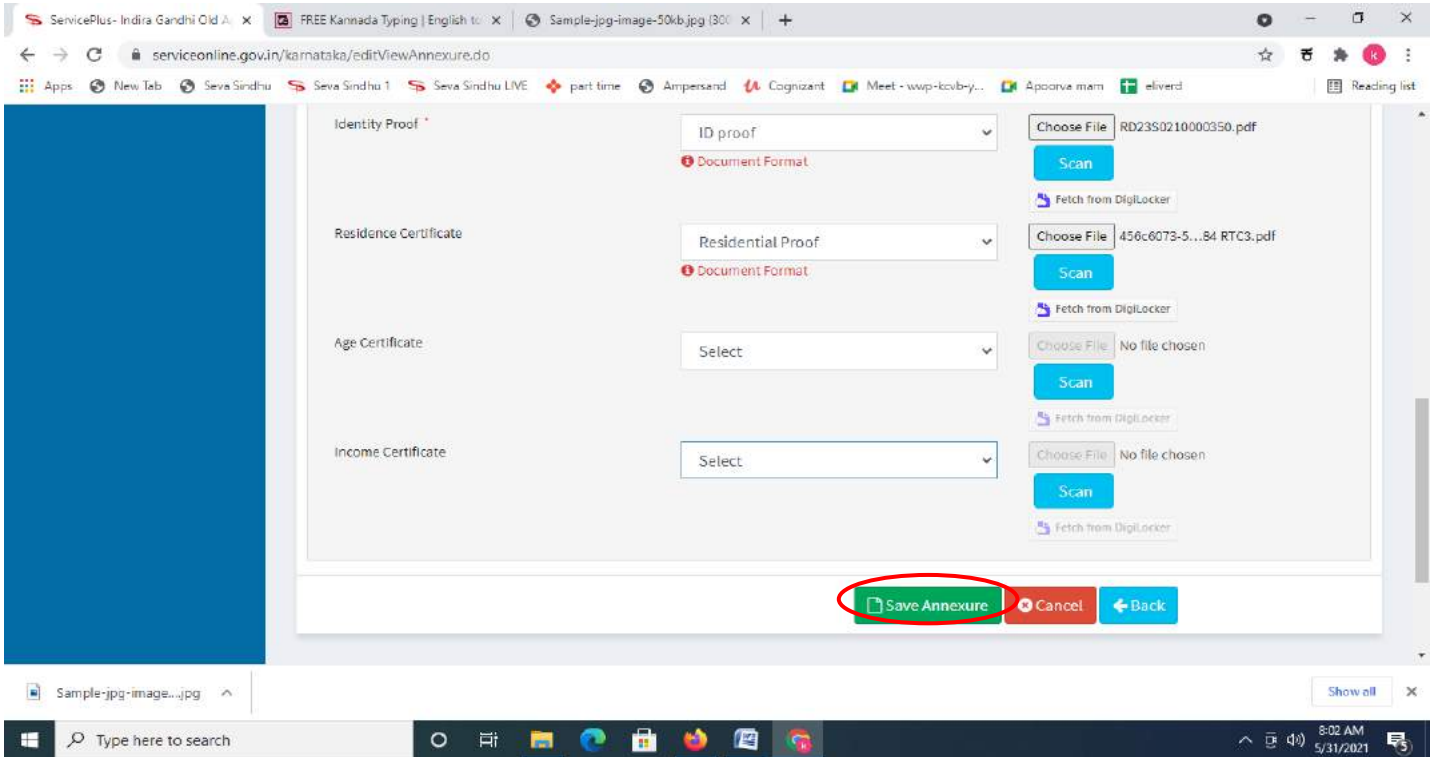
ಬ್ಯಾಂಕ್ ಹೆಸರು/Bank Name :	CANARA BANK
ಜಿಲ್ಲೆ/District :	Tumakuru
ತಾಲ್ಲೂಕು/Taluk :	Tumakuru
ಬ್ಯಾಂಕ್ ಶಾಖೆ/Bank Branch :	TUMKUR MAIN
ವಿಳಾಸ ಸಾಲು 1/Address Line 1 :	HAZRATH MADAR SHAH MAKAN ASHOKA ROAD, TUMKUR - 572 101
ಭಾರತೀಯ ಹಣಕಾಸು ವ್ಯವಸ್ಥೆಯ ಕೋಡ್/IFSC Code :	CNRB0000522

Below the bank details, there is an "Additional Details" section with the following information:

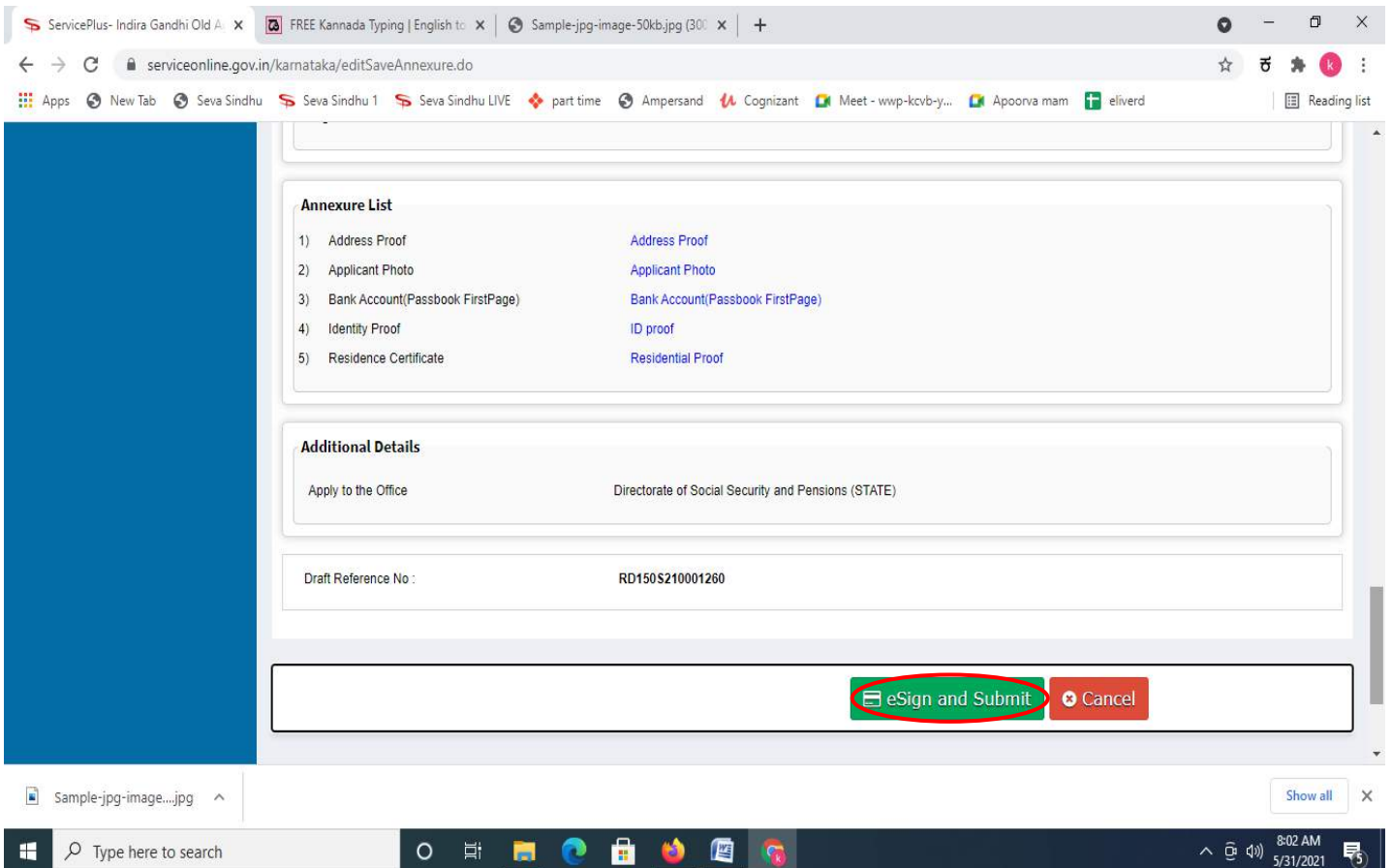
Apply to the Office :	Directorate of Social Security and Pensions (STATE)
Draft Reference No. :	RD151S21000370

At the bottom of the form, there is a timestamp "01/6/2021 07:20:08 IST" and a URL "http://serviceonline.gov.in/karnataka". Below the form, there are four buttons: "Attach Annexure" (highlighted with a red circle), "Edit", "Cancel", and "Click here to initiate new application".

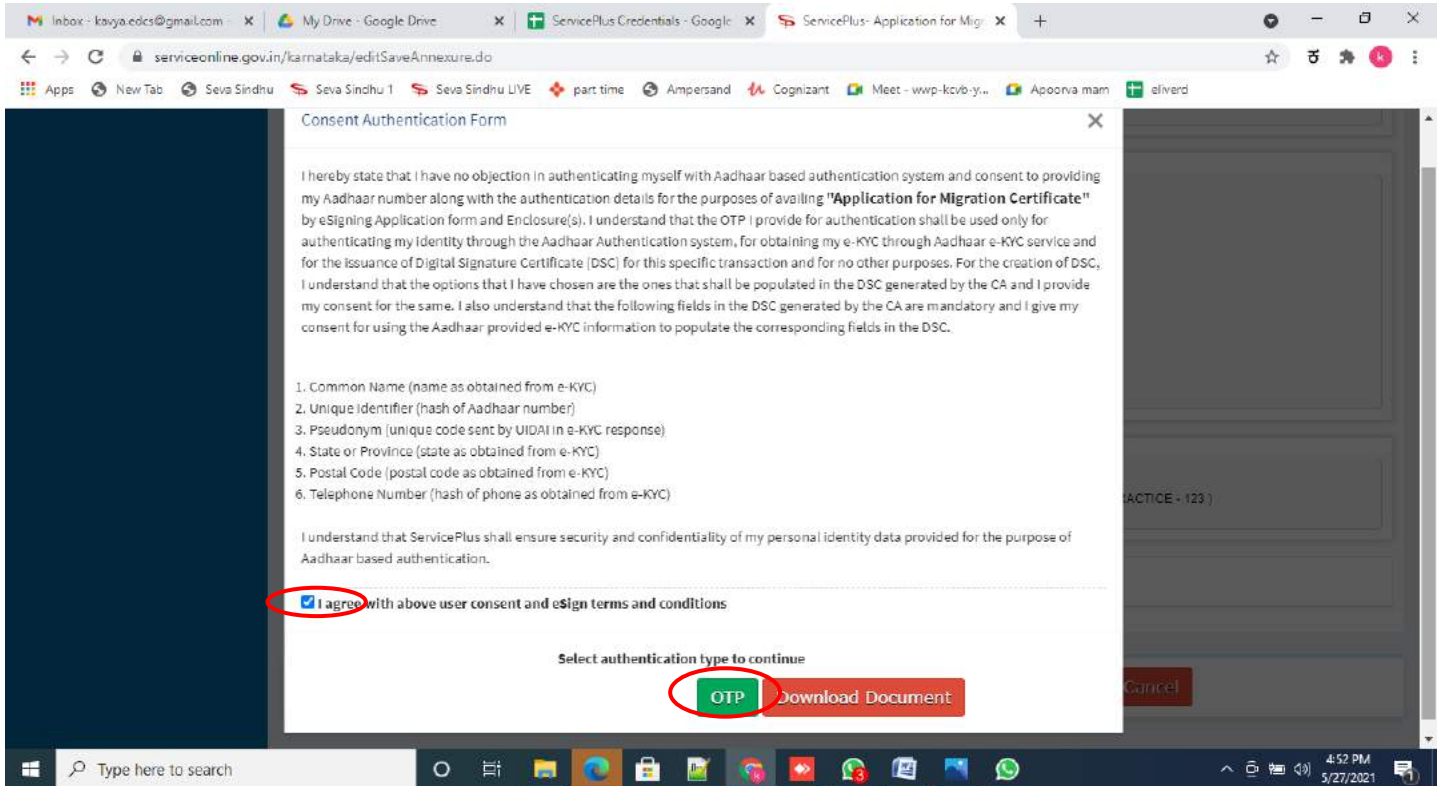
Step 9: Attach the annexures and click on **save annexures**



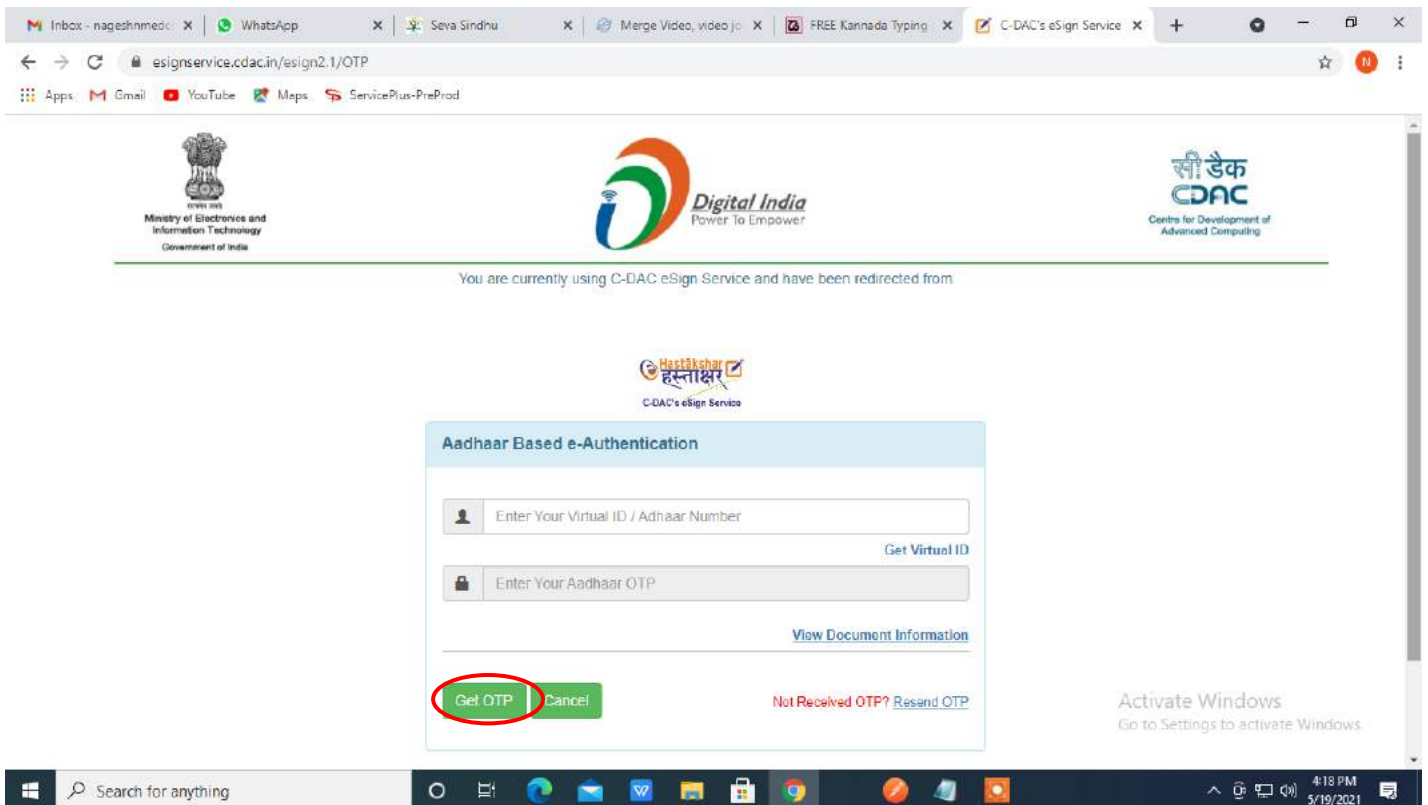
Step 10 : Saved annexures will be displayed and click on **eSign and Submit** to proceed.



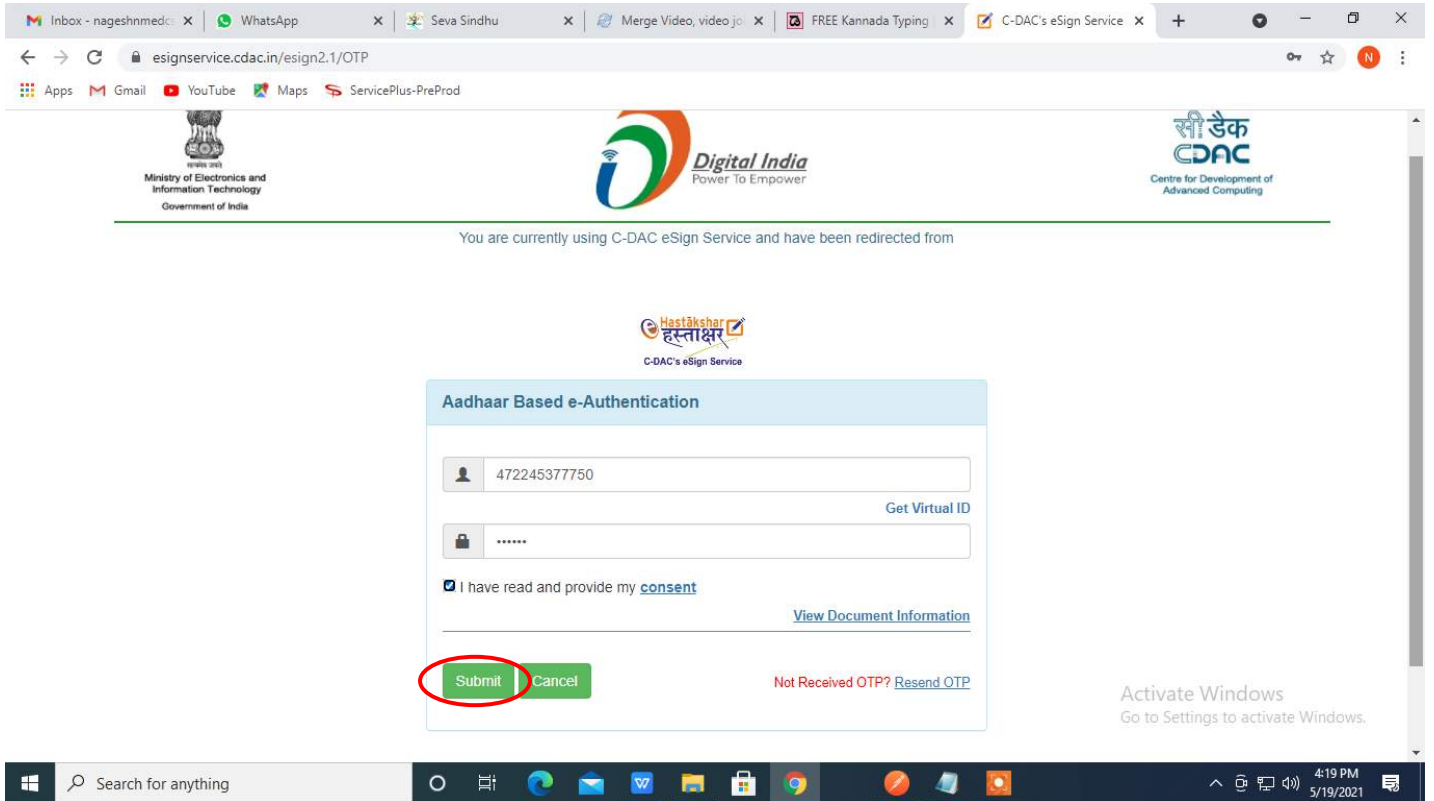
Step 11 : Click on I agree with above user consent and eSign terms and conditions and Select authentication type to continue and click on **OTP**.



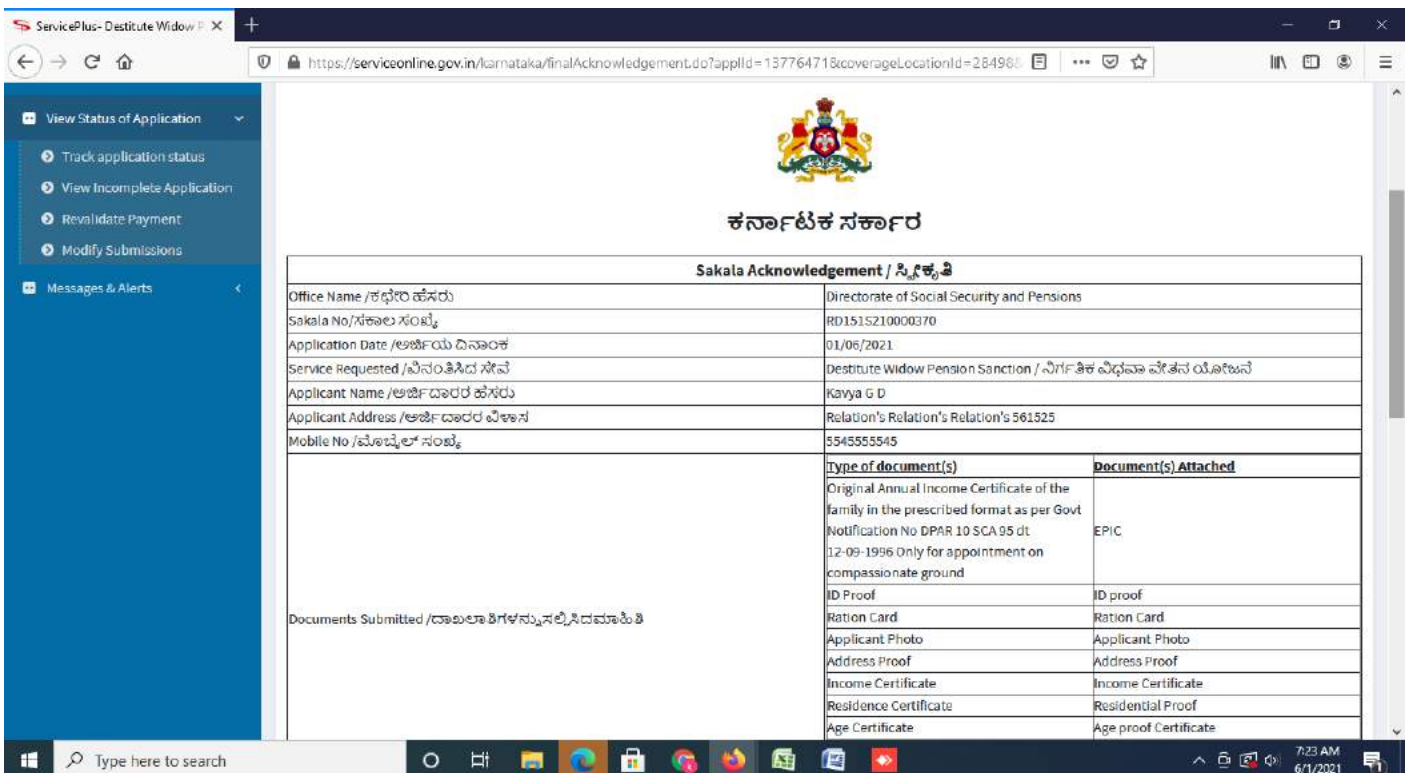
Step 12 : Enter Aadhar Number and click on get OTP



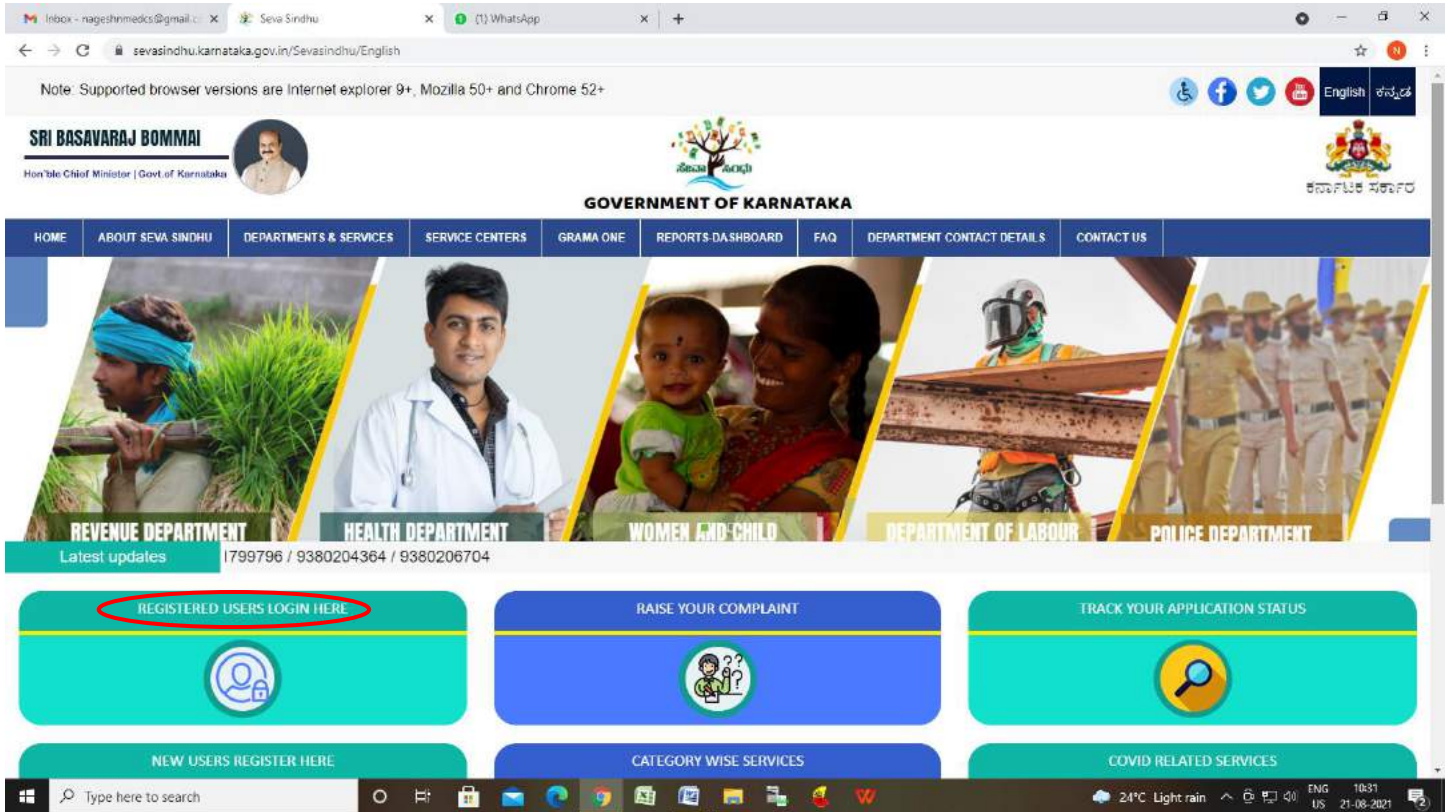
Step 13 : Enter **OTP** and click on **Submit**



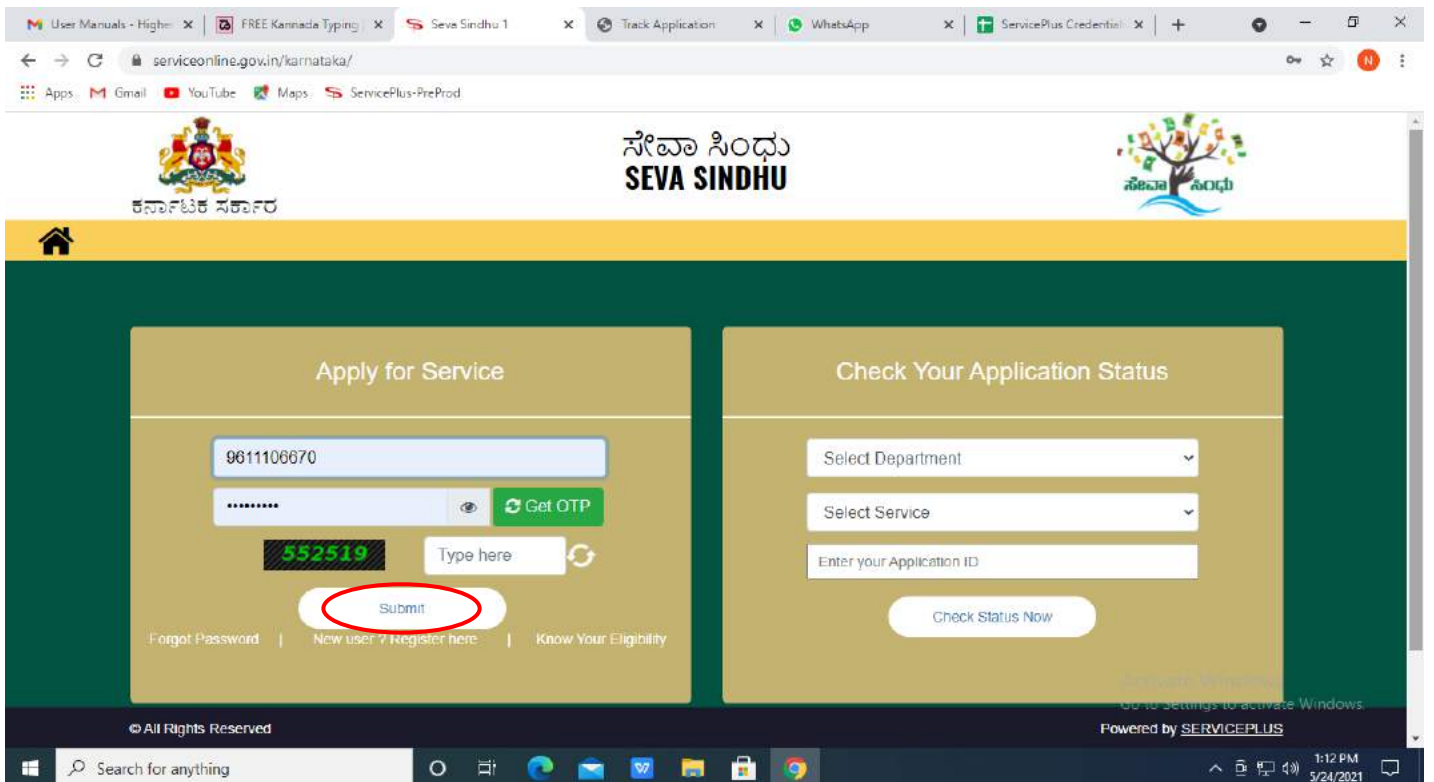
Step 13 : After Submit, acknowledgement will be generated. Acknowledgment consists of applicant details, application details and Application Submission Details for applicant’s reference.



Step 14 : To download the certificate, go to the sevasindhu.karnataka.gov.in and click on **Registered Users Login Here**



Step 15 : Once the login page is open, enter your username, password/OTP, captcha and click on **Submit**.



Step 16 : Click on **View Status of Application** --> **Track application status**. Enter Application Reference Number (you can refer to Acknowledgment/SMS to get Application Reference Number) and click on **Get Data**.

The screenshot shows the ServicePlus web application interface. The browser address bar displays `serviceonline.gov.in/karnataka/citizenServiceList.do`. The page title is "View Status Of Application / Track Application Status". The "From Date" is set to 24/03/2021 and the "To Date" is 24/05/2021. The "App Ref No." is ES002S210000027. A green "Get Data" button is circled in red. The left menu includes "View Status of Application" with sub-items like "Track application status".

Step 17 : Check Current Status of the application. If it is delivered, Click on **Delivered**.

The screenshot shows the ServicePlus web application interface. The browser address bar displays `serviceonline.gov.in/karnataka/applicationTrackStatus.do`. The page title is "View Status Of Application / Track Application Status". The "From Date" is 24/03/2021 and the "To Date" is 24/05/2021. The "App Ref No." is ES002S210000027. A green "Get Data" button is visible. The left menu has "Track application status" circled in red. Below the filters, there is a table with the following data:

SNo	Service Name	Application Reference No	Submission Date	Due Date	Current Status
1	Application for Death Certificate	ES002S210000027	20/05/2021	21/05/2021	Delivered

The "Delivered" status in the table is circled in red. The table also includes a search bar and pagination controls (First, Previous, 1, Next, Last).

